

Grade 2 – Save the Bees

Plants help bees! Bees like flowers. The flower's pretty colors get the bee's attention. Bees use nectar from flowers to make honey. This honey is food for bees.



Watch a bee collect nectar from a flower. Click on the link:

<https://pixabay.com/videos/honey-bee-nectar-pollen-bee-1740/>






















See the bee using it's proboscis to drink the flower's nectar.



Bees help plants. Bees pollinate a plant's flowers. The flowers on the plant make fruits and seeds. Click on the link below. Watch the video to learn more! <https://www.youtube.com/watch?v=txv2k7OoY7U>

Grade 2 – Save the Bees

Think about what you have eaten over the last week. Read the list of foods below. Circle or highlight any foods you have eaten.

almonds 	carrot 	orange 
apple 	cauliflower 	peach 
apricot 	celery 	pear 
asparagus 	cherry 	peppers 
avocado 	cucumber 	raspberry 
blueberry 	grapes 	strawberry 
broccoli 	melon 	watermelon 

Grade 2 – Save the Bees

All the foods on the chart on page 2 grow on plants. Bees pollinate the plants. These food plants would not survive without bees. Beekeepers sometimes move their hives to fields. This helps the bees pollinate the plants in the field.

- Click on the links below and watch a video on the flowers and crops that bees pollinate:

<https://www.youtube.com/watch?v=R7dl23wEHcs>

<https://www.youtube.com/watch?v=clc0X6euNes>

<https://www.youtube.com/watch?v=6CxCTyxRFh0>

- Do you have any of the plants in the video in your yard? Do you have any of the plants in the video in your garden in the summer? Take a walk around your yard with an adult. Have an adult help you find any of the plants in the videos. Are there other flowering plants in your yard?
- Create a poster on 8 ½" x 11" paper to tell others that plants need bees and why. We need to tell others to help save the bees!
- On your poster, draw the plants that bees pollinate. Draw some of the plants you saw in your yard.
- Come up with a clever title for your poster. An example may be: "Bees Create a Buzz Around Plants".
- Take a picture of your poster and ask an adult to email it to other friends and family. We want to tell others to help save the bees!



What are scientists inventing to help with the loss of bees?

Have you heard of "robot bees"? Check out the video below to learn more.

<https://www.youtube.com/watch?v=mNLXx7YdPsY>